

DUAL OVERFLOW SUMP

Strong Light Dual Overflow Sump 75/100 unit for Internal Gutters

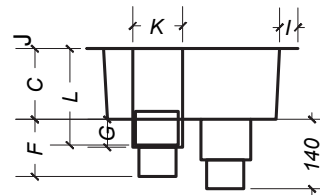
Allows for a primary drainage of storm water and an overflow facility in one unit.

NOTES:

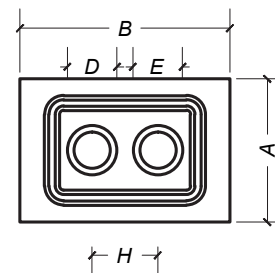
- Flange is mechanically fixed into substrate recess.
- Jaydex reinforced Easy-Gum Bandage to encapsulate end of Jaydex Polibit Membrane on the inside walls of the overflow unit as indicated.

	ITEM	5-000045
DIMENSIONS	DUAL	75/100
OVERALL WIDTH	A	290
OVERALL LENGTH	B	430
DEPTH	C	100
OVERFLOW O (ODO)	D	75/100
MAIN OUTLET (O) OD	E	75/100
OUTLET PIPE LENGTH	F	130
OUTLET PIPE LENGTH	G	60
OUTLET POSITION	H	150
FLANGE WIDTH	I	30
FLANGE THICKNESS	J	4
OVERFLOW SPIGOT O	K	98
OVERFLOW SPIGOT O	L	165

DUAL OVERFLOW ELEVATION

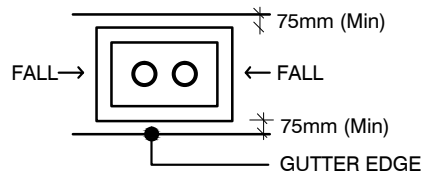


DUAL OVERFLOW PLAN

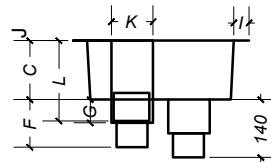


Inlet Entrance Grate
Art. 26 (in stock)
Suitable for roof drains
for 75mm Ø to 125mm Ø

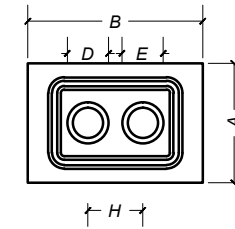
DUAL OVERFLOW DETAIL GUIDE



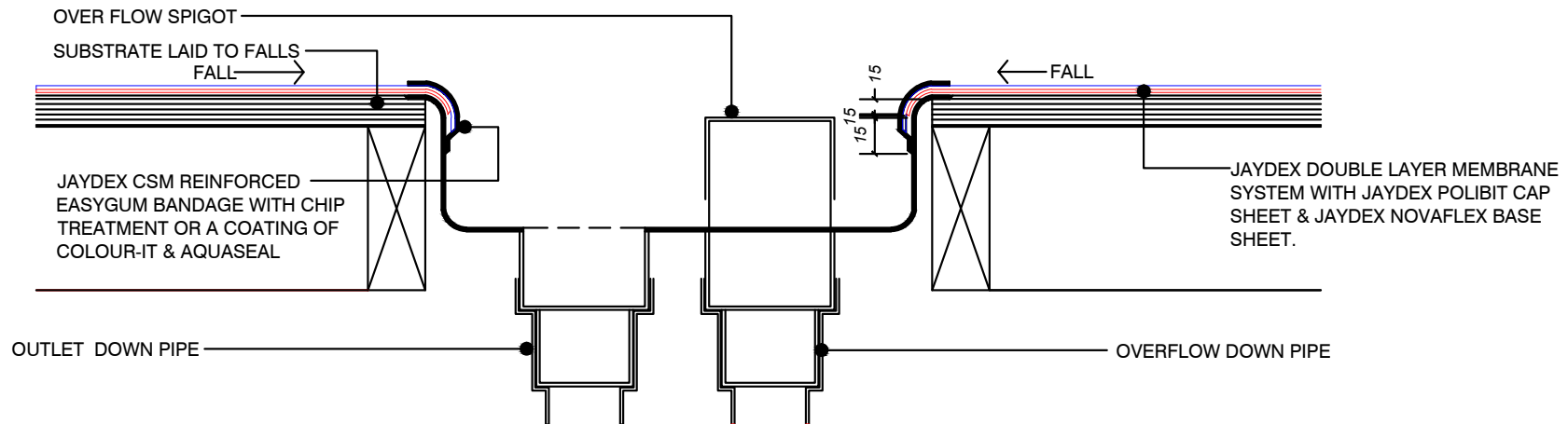
INTERNAL GUTTER PLAN



DUAL OVERFLOW ELEVATION



DUAL OVERFLOW PLAN



OVERFLOW DIMENSIONS	DUAL	JAYDEX 75/100
OVERALL WIDTH	A	290
OVERALL LENGTH	B	430
DEPTH	C	100
OVERFLOW O (OD)	D	75/100
MAIN OUTLET O (OD)	E	75/100
OUTLET PIPE LENGTH	F	130
OUTLET PIPE LENGTH	G	60
OUTLET POSITION	H	150
FLANGE WIDTH	I	30
FLANGE THICKNESS	J	4
OVERFLOW SPIGOT O	K	98
OVERFLOW SPIGOT O	L	165

NOTES:
 * FLANGE IS MECHANICALLY FIXED INTO SUBSTRATE RECESS.
 * JAYDEX REINFORCED EASYGUM BANDAGE TO ENCAPSULATE END OF JAYDEX POLIBIT MEMBRANE ON THE INSIDE WALLS OF THE OVERFLOW UNIT AS INDICATED.